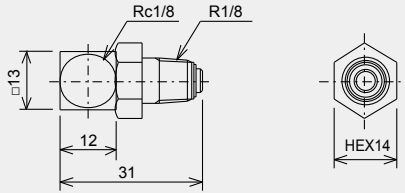


# ■ For oil system

## Swivel elbow

### Dimensional drawing



### Model


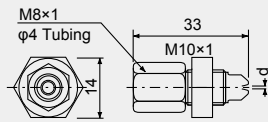
Model	Part Number	Specifications
SVL	109412	0.8MPa 100rpm/MAX

### Directions for use

Be sure to use at speeds below maximum RPM.  
Use as a joint for rotary or rocking part.

## Jet nozzle

### Dimensional drawing

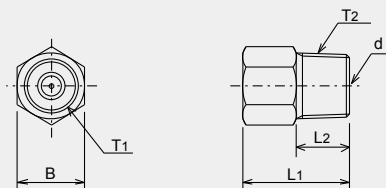


### Model

Model	Part Number	d ( $\varnothing$ )
J02	225008	0.2
J05	225007	0.5
J08	225006	0.8

## Nozzle adapter

### Dimensional drawing



### Model

Model	Part Number	Tubing ( $\varnothing$ )	L <sub>1</sub>	L <sub>2</sub>	T <sub>1</sub>	T <sub>2</sub>	B	d ( $\varnothing$ )
NA-05	106974	4	16	8	M8x1	R1/8	10	0.5
NA-08	106975							0.8